



TRAdE Control and Expert System

New Technology

Release Notes V.4.2.0

Updated: September, 2019





Table of Contents

1	NEW MAJOR FEATURES	3
2	CHEDPP	4
3	PHYTO	9
4	PREVIOUS RELEASE NOTES	9

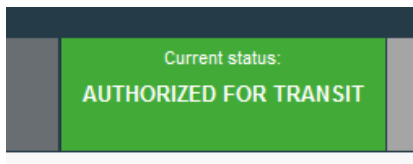
1 New major features

1.1 Replace / cancel rejected CHED:

It is now possible to replace or cancel rejected CHED. Previously these actions were only possible on Validated CHED. This feature has been enabled as it was anyway possible to “Copy as new” and do a new CHED for the consignment. Allowing the replacement / cancellation of a rejected CHED allows to keep track of the information and link documents together.

1.2 New status:

CHED signed for transit now have a specific status:



2 CHEDPP

2.1 Searching a CHED by commodity code (advanced search filter) now works as expected.

Search for Common Health Entry Documents

[Print CHED model](#)
[My pending certificates](#)
[Create new CHED](#)

Search:

Showing 30 / 563 results.

CHED Type: CHED-A CHED-P CHED-D CHED-PP

Status: No selection.

Has pending laboratory tests
 Transhipped
 Transfer

Country of origin:

Country of dispatch:

Country of destination:

Commodity:
x 07020000 Tomatoes, fresh or chilled

Species:

Border Control Post:

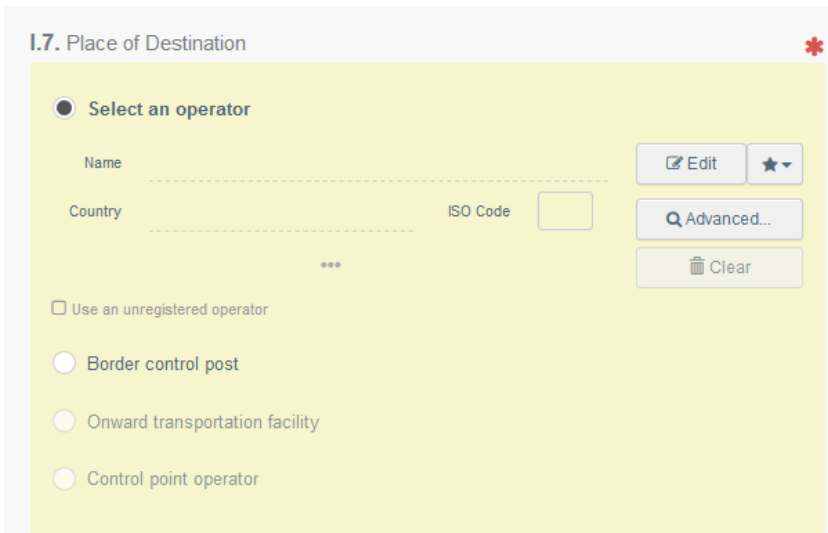
Europhyt alert status: No selection.

Reference	Establishments of origin	Place of destination	Consignor / Exporter	Consignee / Importer	Commodities	Last update on	Status	
CHEDPP.FR.2019.0000258	Morocco	La main verte France	MorocoVEGGIE SRL Morocco	La main verte France	0901 11 00 Not decaffeinated 0702 00 00 Tomatoes, fresh	07/08/2019 15:35 +02:00	New	<input type="button" value="Actions"/>

2.2 Box I.4 “Border Control post”: The box is renamed in “Border control post/ control point/ control unit” to align with OCR. In case of workflows generating a subsequent CHED, such as “Transfer to” or “Onward Transportation”, the authority of the CP / OTF of selected in the **first** CHED populates box I.4 on the **subsequent** CHED.

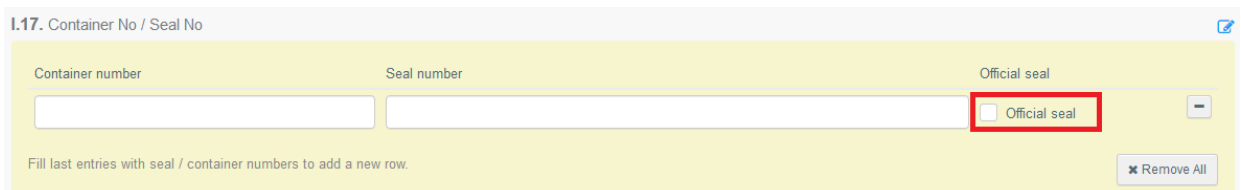
2.3 Box I.7 “Place of destination”: The box has been reworked to allow the selection of a BCP, Onward transportation facility, or Control point in some specific workflows:

- Entry BCP in case of splitting/ unloading at the BCP;
- Onward Transportation Facility (when CHED authorized for OT);
- Control Point when “Transfer to CP”



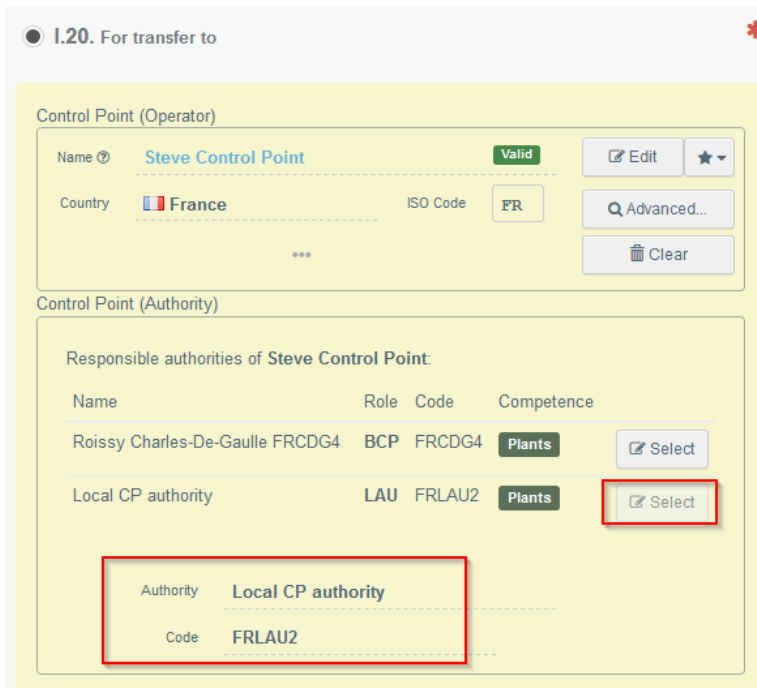
2.4 Box I.9 “Accompanying document”: Date of issue is not a mandatory field anymore in order to align with Annexe II of IMSOC.

2.5 Box I.17 “Container N°/ Seal n°”: It is now possible to tick “Official seal” if relevant. Position of container and seal fields have been swapped to correspond to the PDF model.



2.6 Box 1.20 “For transfer to”: The box has been reworked. The control point is now selected regardless it corresponds to premises of an operator or of an authority.

TEMPORARY for version 4.2.0: when several authorities are responsible for the Control Point, the user creating the first CHED need to select one of these authorities. Only the selected responsible authority of the CP can initiate the subsequent.



1.20. For transfer to

Control Point (Operator)

Name Valid Edit ★

Country ISO Code Advanced...

...

Clear

Control Point (Authority)

Responsible authorities of Steve Control Point:

Name	Role	Code	Competence
Roissy Charles-De-Gaulle	BCP	FRCDG4	Plants Select
Local CP authority	LAU	FRLAU2	Plants Select

Authority

Code

A patch 4.2.1 will come soon after 4.2.0. It will not be required anymore to select one authority when several authorities are responsible for the Control Point. All the authorities of a CP will be able to initiate the subsequent.

With version 5.0.0 the subsequent CHED will be initiated by the responsible for the consignment as they have the obligation from the OCR to pre-notify the arrival of a consignment.

2.7 “Transfer to”: As authority at Control Point doing the subsequent CHEDPP I can now correctly open the PHYTO cloned by the first CHED.

2.8 Reduced frequency %: In a subsequent CHED, the reduced frequency percentages displayed on top of Part II now correctly consider the data of the country of the subsequent

CHED. Previously if the first CHED was initiated in Spain, and the subsequent was done in France, the % in the subsequent CHED were wrongly showing numbers of Spain.

2.9 Box II.5 “Physical Check”: It is now possible to select the reason why the physical check has not been done.

- Tick ‘Reduced check’ where, in accordance with the rules to be adopted pursuant to Article 54(3) of Regulation (EU) 2017/625, the consignment has not been selected for identity and physical checks but is considered to have been checked satisfactorily with documentary check only.
- Tick ‘Other’ where re-entry, monitoring, transit procedures are referred to. This also refers to goods that are transhipped from one BCP to another BCP in accordance with the rules to be adopted pursuant to point (b) of Article 51(1) of Regulation (EU) 2017/625.

II.5. Physical Check

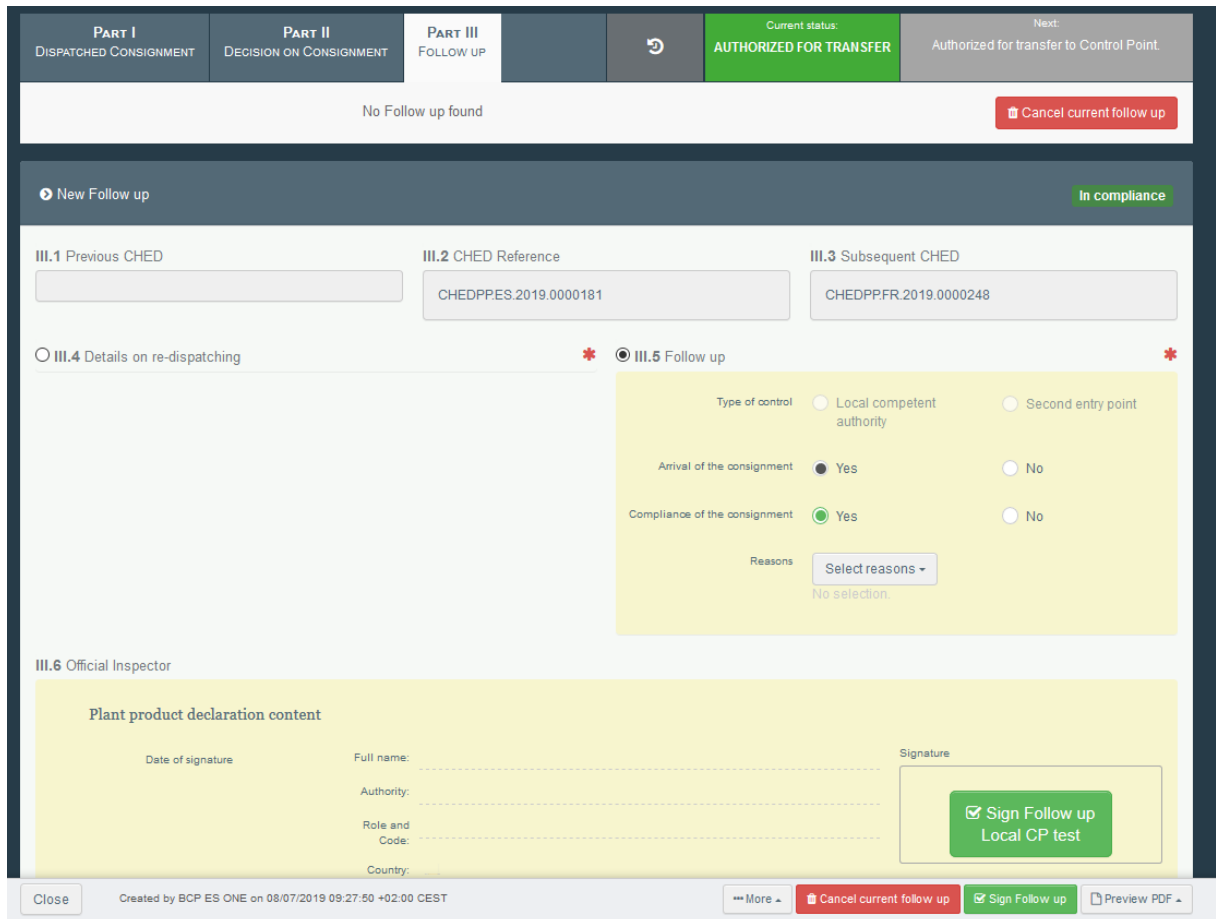
Yes No

Satisfactory Not satisfactory

No physical checks reason Reduced checks Others

2.10 Part III: Modification of the part III “Follow-up” of the CHED.

- **Boxes III.4 and III.5** have been merged into one radio button list, which expands with the additional info to provide depending on the choice. Switching selection erases any entries made.
- **Box III.4** is used in case the commodity are re-dispatched (e.g: after rejection)
- **Box III.5** is used to acknowledge the arrival of the consignment or to report noncompliance at the second place where controls will be finalized (Control Point, BCP, Onward transportation facility,...).



The screenshot shows the TRACES interface for Part III Follow-up. The current status is 'AUTHORIZED FOR TRANSFER'. The form includes the following sections:

- Navigation:** PART I (DISPATCHED CONSIGNMENT), PART II (DECISION ON CONSIGNMENT), PART III (FOLLOW UP), and a 'Next' button for 'Authorized for transfer to Control Point'.
- Status:** 'Current status: AUTHORIZED FOR TRANSFER'.
- Message:** 'No Follow up found' with a 'Cancel current follow up' button.
- Form Fields:**
 - III.1 Previous CHED: [Empty field]
 - III.2 CHED Reference: CHEDPPES.2019.0000181
 - III.3 Subsequent CHED: CHEDPPFR.2019.0000248
 - III.4 Details on re-dispatching: [Radio button selected]
 - III.5 Follow up: [Radio button selected]
- III.5 Follow up Details:**
 - Type of control: Local competent authority, Second entry point
 - Arrival of the consignment: Yes, No
 - Compliance of the consignment: Yes, No
 - Reasons: Select reasons (No selection)
- III.6 Official Inspector:**
 - Plant product declaration content
 - Date of signature: _____
 - Full name: _____
 - Authority: _____
 - Role and Code: _____
 - Country: _____
 - Signature: [Green box with 'Sign Follow up Local CP test']
- Footer:** Close, Created by BCP ES ONE on 08/07/2019 09:27:50 +02:00 CEST, More, Cancel current follow up, Sign Follow up, Preview PDF.

2.11 Quality control: fixing an issue where user was brought back to Part II and had to fill in QC tab again.

3 PHYTO

3.1 Box 9 “Container N°/ Seal n°”: It is now possible to tick “Official seal” if relevant. Position of container and seal fields have been swapped to correspond to the PDF model.



4 Previous Release Notes

[Version 4.1.0 \(15/05/2019\)](#)

[Version 4.0.0 \(20/11/2018\)](#)

[Version 3.2.8 \(23/07/2018\)](#)

[Version 3.2.7 \(05/07/2018\)](#)

[Version 3.2.5 \(13/06/2018\)](#)

[Version 3.2.0 \(26/03/2018\)](#)

[Version 3.1.0 \(15/01/2018\)](#)

[Version 3.0.0 \(15/01/2018\)](#)

[Version 2.6.5 \(16/10/2017\)](#)

[Version 2.6.0 \(04/07/2017\)](#)

[Version 2.5.1 \(04/04/2017\)](#)

For FLEGT, consult here:

[Version 3.0.0 \(20/10/2017\)](#)