

TRACES Release Note - V.6.3.0

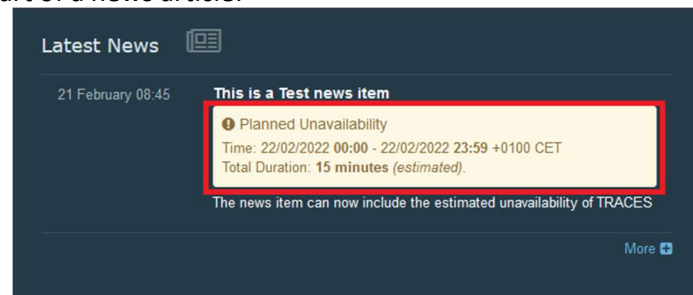
February 2022

Contents

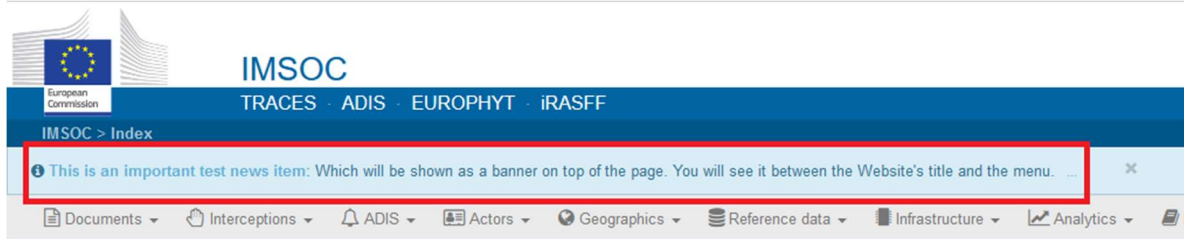
GENERAL IMPROVEMENTS - IMPROVED LAYOUT OF THE NEWS ITEMS DISPLAY	2
GENERAL IMPROVEMENTS - REORGANISATION OF THE TOP BAR OF CERTIFICATES	3
GENERAL IMPROVEMENT - TECHNICAL OPTIMISATION TO IMPROVE PERFORMANCE WHEN SAVING / VALIDATING	3
ESTABLISHMENT AMENDMENTS LISTS - UPPER LIMIT OF AMENDMENTS PER LIST ESTABLISHED	4
CHED - FIXED REPORTED ISSUES RELATING TO THE DISPLAY AND OPERATION OF FREQUENCY OF PHYSICAL CHECKS	4
CHED-PP: POSSIBILITY TO ATTACH SUPPORTING DOCUMENT TO NON-COMPLIANCE TAB	4
CHED-P BUG FIX: ALLOW TO CHANGE SAMPLE TYPE WHEN SUBMITTING RESULTS FOR PENDING LAB TESTS	5
INTRA - ADDING "TRANSIT COUNTRIES" TO A DRAFT	5
INTRA - SORTING CERTIFICATES BY STATUS	5
INTRA - ADDING DIRECT CONTROL	5
IMPORT AND EXPORT - BOX I. 7: MANUAL SELECTION OF COUNTRY OF ORIGIN.....	6
IMPORT - REDUCTION OF EMAIL NOTIFICATIONS SENT.....	6
INTRA AND EXPORT - CERTIFICATE MODEL TITLE MODIFICATION	6
COI - THE LAYOUT HAS BEEN MODIFIED TO MATCH THE LEGISLATION.....	7

General Improvements - Improved layout of the news items display

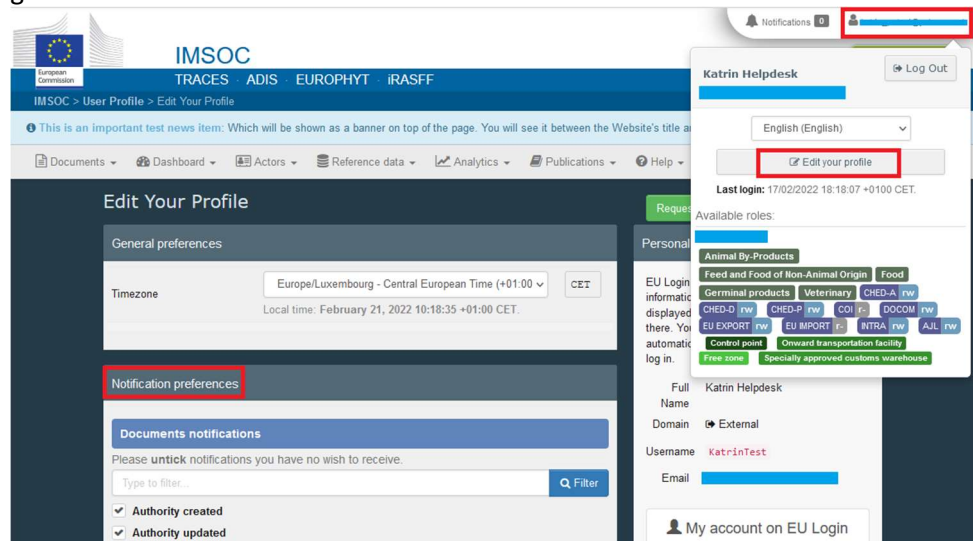
In case of a planned unavailability of TRACES, the relevant information will be clearly displayed in a light yellow box as part of a news article:



In addition, important news will be displayed in a banner on top for the TRACES interface. The banner can be found between the main header of the page and the navigation menu. This banner will not only be visible on the homepage of TRACES, but on every page the user visits.

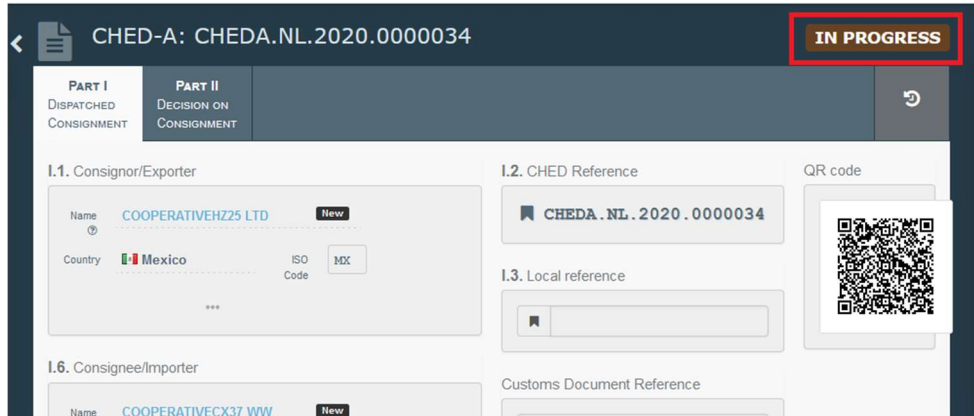


Please note that it will also be possible to subscribe to specific news items. To do so the user needs to click on the profile icon in the top right corner of the page, then on "edit my profile" and on the profile page select the news article notifications:



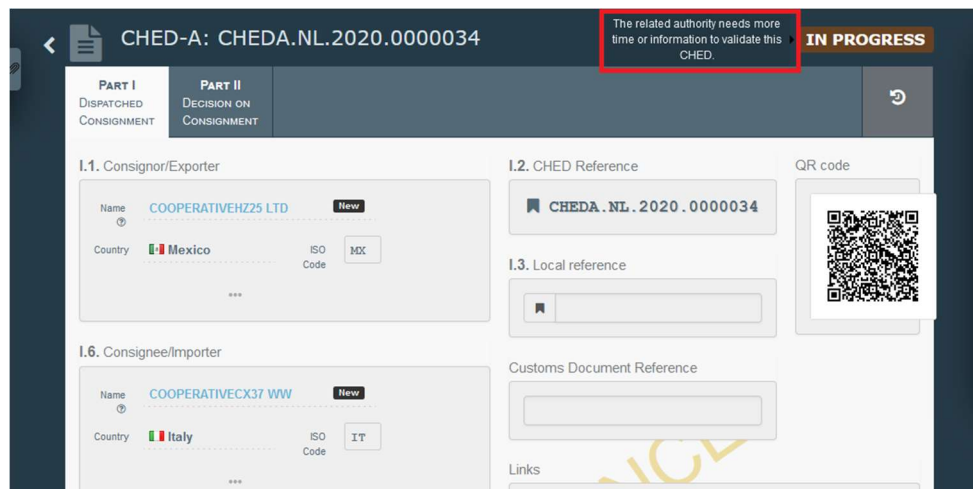
General Improvements - Reorganisation of the top bar of certificates

In order to make more space available for future tabs in documents/ certificates, the top bar of all certificates and documents (CHED, COI, EU IMPORT etc.) has been reorganized. The "current" status of the document is now displayed above the bar, to the right part of the screen:



The screenshot shows the TRACES interface for a CHED document. The top bar is dark blue and contains a back arrow, a document icon, the document ID 'CHED-A: CHEDA.NL.2020.0000034', and a red box highlighting the status 'IN PROGRESS'. Below the top bar, there are two tabs: 'PART I DISPATCHED CONSIGNMENT' and 'PART II DECISION ON CONSIGNMENT'. The main content area is divided into several sections: 'I.1. Consignor/Exporter' with fields for Name (COOPERATIVEHZ25 LTD), Country (Mexico), and ISO Code (MX); 'I.2. CHED Reference' with the value CHEDA.NL.2020.0000034; 'I.3. Local reference' with an empty field; 'I.6. Consignee/Importer' with fields for Name (COOPERATIVECX37 WW) and Country (Italy); and a QR code section. A 'New' button is visible next to the Name fields.

The "Next" action to be performed appears when the cursor is placed on the "current" status:



The screenshot shows the same TRACES interface as above, but with a tooltip displayed over the 'IN PROGRESS' status. The tooltip text, 'The related authority needs more time or information to validate this CHED.', is highlighted in a red box. The rest of the interface, including the tabs and form fields, remains the same.

General Improvement - Technical optimisation to improve performance when saving / validating

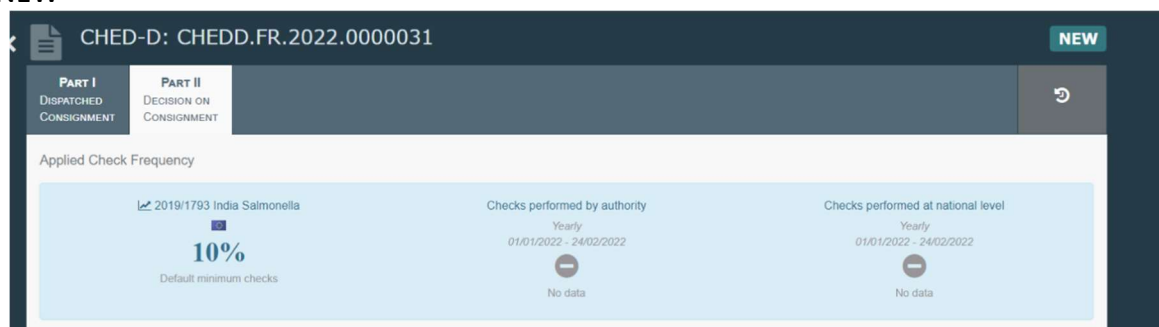
In order to speed up the saving/validation of certificates with many product lines the performance of TRACES has been optimized.

Establishment amendments lists – upper limit of amendments per list established

An upper limit of 50 amendments (modification/removal of existing establishments, listing of new establishments) per list that is submitted will be implemented.”

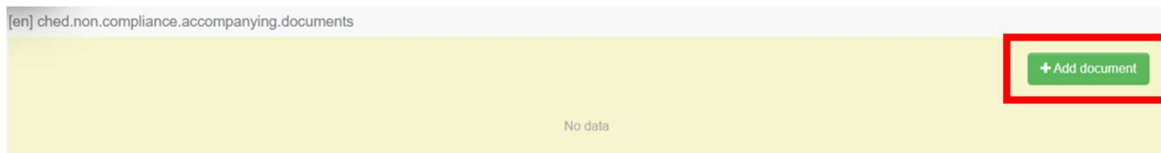
CHED - Fixed reported issues relating to the display and operation of frequency of physical checks

Border Control Posts can now visualize the applied check frequency banner when status is ‘NEW’

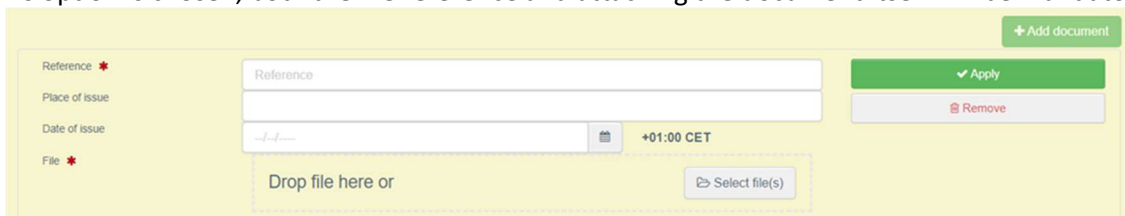


CHED-PP: possibility to attach supporting document to non-compliance tab

Authority users can now add an accompanying document when filling in the details on non-compliance in CHED-PP. Users would have to click on “add document” right after the box of the measures taken:



If this option is chosen, both the file reference and attaching the document itself will be mandatory:



CHED-P Bug fix: Allow to change sample type when submitting results for pending lab tests

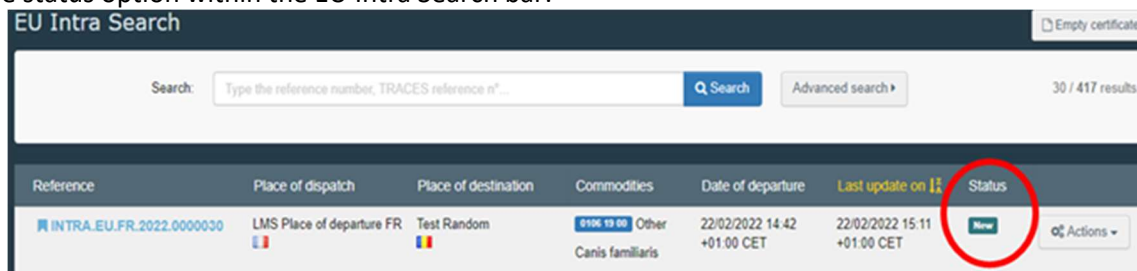
A bug in CHED-P has been fixed that prevented users from adding or changing the sample types in a pending laboratory test.

INTRA - Adding “transit countries” to a DRAFT

Users can now add transit countries (box I.22) to an INTRA certificate with DRAFT status.

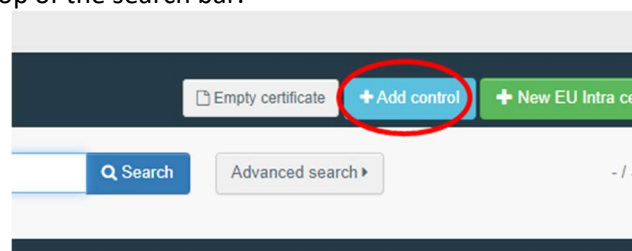
INTRA - Sorting certificates by status

INTRA certificates can now be sorted by their STATUS, in order to do so the user needs to click on the status option within the EU Intra Search bar:

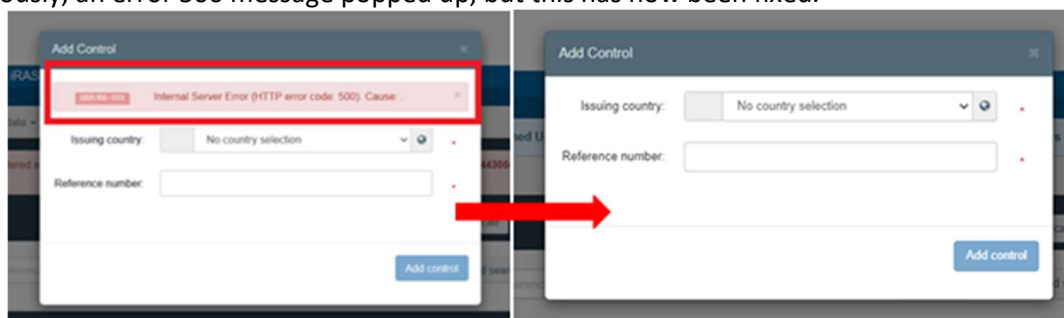


INTRA - Adding direct control

Authority users from destination/transit countries can now add direct control to an INTRA certificate using the blue box on top of the search bar.

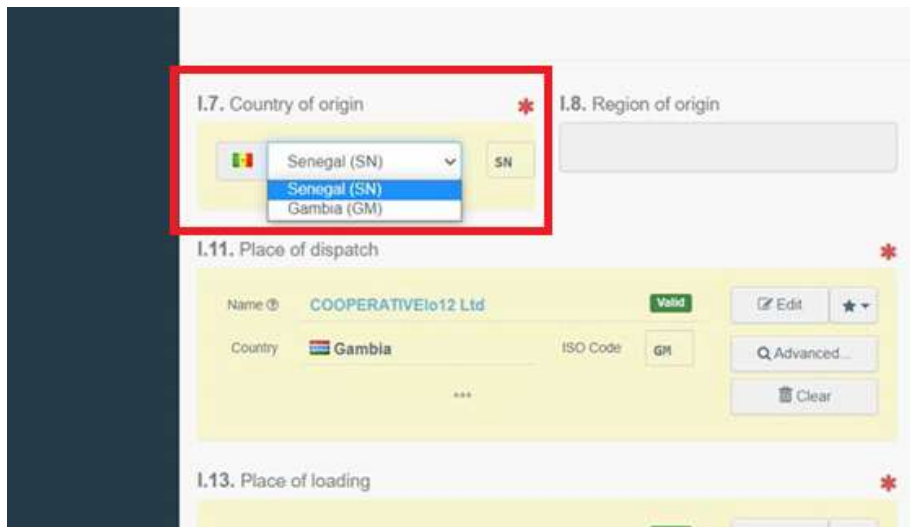


Previously, an error 500 message popped up, but this has now been fixed.



IMPORT and EXPORT – Box I. 7: Manual selection of country of origin

Box I.7 – “Country of origin” is no longer filled-in automatically, and its link with box I.27 – “Description of consignment” has been removed. The user must now manually select the country of origin in Box I.7 of the EU IMPORT / EXPORT certificate, as appropriate according to what applies for the commodities concerned, from a drop down list that includes the countries of the establishment/manufacturing plant in Box I.27, and Place of dispatch in Box I.11, as illustrated below:



The screenshot shows the TRACES interface for Box I.7, 'Country of origin'. A red box highlights the dropdown menu which is currently open, showing 'Senegal (SN)' and 'Gambia (GM)' as options. Below this, the 'Place of dispatch' field (I.11) is visible, showing 'COOPERATIVElo12 Ltd' and 'Gambia' as the selected country. The 'Region of origin' field (I.8) is also visible but empty.

IMPORT - Reduction of email notifications sent

For performance reasons the sending of notifications is substantially reduced:

- **"EU Import Created"** email notification will no longer be sent. Authorities that validate EU IMPORT certificates should instead use the search functionalities offered in the online interface of TRACES.

- **"EU IMPORT Validated"** notification will only be sent to the following operators:

- The creator of the EU IMPORT
- The Responsible for load (in cases where it has been indicated in the EU IMPORT), Consignee and Place of Destination

Please note that the "EU IMPORT Validated" notification will no longer be sent to authorities.

- **"EU IMPORT Rejected"** notification will only be sent to the creator of the EU IMPORT.

INTRA and EXPORT - Certificate Model title modification

Improvements have been made to further align the PDF of certain certificate models from TRACES with the corresponding models as set out in Implementing Regulation (EU) 2020/2235.

More specifically, in **Part I** of certificates, the title is currently a static field with a single translation ("Official certificate to the EU", "INTRA" or "Export Health Certificate"). However, some other variants exist (listed below), which will be possible to be adapted thanks to this new improvement.

- For EU Import:
 - "Animal health/Official certificate to the EU"
 - "Animal health certificate to the EU"
- For EU Export:
 - "Export Declaration" (for model "Export Declaration for the export of Pork/Beef/Mutton (Meat/Offal/Meat Products) from eligible EU Member States to Hong Kong (V2.)")
- For EU Intra
 - "Notification CIRCUS"
 - "Notification CERTAIN GERMINAL PRODUCTS"
 - "Notification certain AQUATIC ANIMAL"
 - "Notification AQUATIC ANIMALS subject to surveillance"
 - "Notification certain BUMBLE BEES"

COI – The layout has been modified to match the legislation

Changes to the box 'For Control Body or Authority Issuing Certificate'

- Documentary check: it is mandatory to confirm that the documentary checks have been performed
- Physical check: From now on, the issuing body can only chose between "yes" and "no". the option "not acceptable" is no longer available
- New box added for the laboratory test: To indicate if laboratory tests were performed or not



For control body or authority issuing certificate

Documentary Checks *
in accordance with Article 16(1) of Regulation 2021/1698 or Article 3(2) of Delegated Regulation (EU) 2021/2306
 Done

Physical checks *
in accordance with Article 16(1) of Regulation 2021/1698 or Article 3(2) of Delegated Regulation (EU) 2021/2306 done
 Yes No

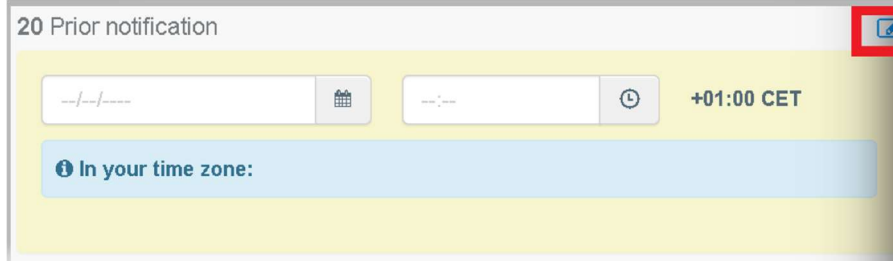
Laboratory tests done *
 Yes No

18 Declaration of the control authority or control body issuing the certificate referred to in box 1 *

This is to certify that this certificate has been issued on the basis of the checks required under Commission Delegated Regulation (EU) 2021/1698 (2) for compliance (Article 46 of Regulation (EU) 2018/848) or Commission Delegated Regulation (EU) 2021/1342 (3) for equivalence (Article 47, 48 or 57 of Regulation (EU) 2018/848) and that the products designated above are in line with the requirements of Regulation (EU) 2018/848.

Date of signature: _____ Full name: _____ Signature: _____

The requirement for the issuing body to fill Box 20 'Prior Notification' has been removed and the box is now optional for the Issuing Body.



Box 20 will now be mandatory after the COI has been issued by the issuing body or authority. This means that it needs to be completed, when the for the Competent Authorities at the Border Control Post (BCP) or Point of Release for Free Circulation (PRFC) sign the COI:

